




## Rock Crystal Round Chain 3pc Swag Multi-Pendant

Capturing the raw beauty of natural quartz, this versatile chandelier style enables customization of the placement and height of each pendant. Each 'Rock Crystal' is individually crafted by Hammerton artisans and illuminated with integrated LED light, eliminating the distraction of a filament bulb. Choose from several glass colors, chain styles, and finishes.

### Finishes



Beige Silver  
(BS)



Flat Bronze  
(FB)



Gilded Brass  
(GB)




Matte Black  
(MB)

### Suspension



Diamond  
Chain (CH1)



Oval Chain  
(CH2)



Rectangular  
Chain (CH3)

### Glass Options



Amber (CA)



Bronze (CB)



Clear (CC)



Smoke (CS)

### Product Notes - PLEASE READ:

- All Hammerton Studio fixtures are handcrafted by artisans. Subtle imperfections reflect the mark of the maker and should be expected.
- This product may incorporate both steel and aluminum material. Transparent finishes may vary between steel and aluminum components.
- Products incorporating artisan blown and cast glass may create dramatic patterns of light and shadow on surrounding surfaces. While this is often desirable, shadowing can be minimized by adding recessed ceiling light to the installation area.

### General Notes:

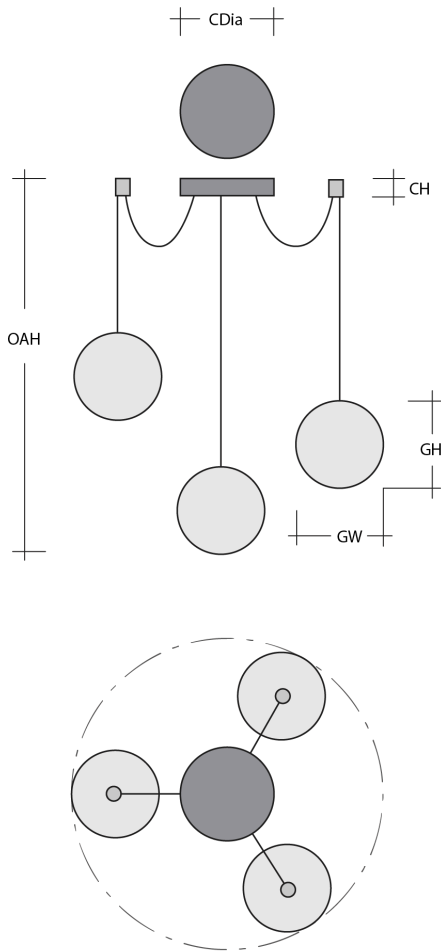
- Visit [studio.hammerton.com](http://studio.hammerton.com) to read our complete warranty.
- All dimensions are in inches unless otherwise noted. Dimensions may vary up to 7/8".

Revision date: 2025-10-14

Scan for Product &  
[Install Info](#)



## Rock Crystal Round Chain 3pc Swag Multi-Pendant



### Product Dimensions *Dimensions may vary up to 7/8"*

Overall Height	OAH	22 – 60 in
Canopy Height	CH	0.8 in
Canopy Diameter	CDia	6 in
Notes		Individual pendant length adjustable from 22" to 60", dependent on installation.

### Glass Dimensions

Large Qty		1
Large Glass Height	GH	13.9 in
Large Glass Width	GW	4.3 in
Medium Qty		1
Medium Glass Height	GH	12.1 in
Medium Glass Width	GW	4.1 in
Small Qty		1
Small Glass Height	GH	10.7 in
Small Glass Width	GW	3.9 in

### Electrical

Bulb/Lamping Qty		3
Bulb/Lamping Type		LED
Wattage		16 watts
Voltage		120 volts
Total Source Lumens		1261 lumens
Dimming Type		TRIAC/ELV
Correlated Color Temp: CCT		2700K or 3000K
Color Rendering Index: CRI		93+
Certification		ETL

### Installation & Mounting

Weight: Lbs		9 lbs
Mounting Type		J-Box
Minimum J-Box size		4L X 4W X 1.5D in
Suspension Type		Chain
Flat or Sloped		Sloped
Max Slope	SA	45 degrees
Slope Orientation		All
Location		Indoor/Dry

### Other Information

Warranty		See Website
----------	--	-------------

### Project Notes

Name:

Location:

Quantity:

Finish Color:

Glass Color:

Notes: